





UK based solutions for UK Industry



*The
Chain
Men*



Why choose **TotalCare?**

With a collective wealth of experience in a range of industries and applications, **TotalCare Engineering** have the knowledge and expertise required to provide the right solutions for you and your business.


TotalCare Engineering prides itself on understanding customer needs and our aim is to provide a '**TotalCare**' Service right across the board.



TotalCare Engineering supplies products which meet our customer's expectations and complement their budgetary constraints too. This, linked with our added value services such as Fitting, Commissioning and Condition Monitoring, give our business a unique competitive edge.

Trust in TotalCare

From power transmission products to engineering solutions, from turn-key projects to annually contracted works programs, from solving application problems to technical difficulties, **TotalCare** will always be there to make life a whole lot easier.

TotalCare builds good working relationships that last, that's why you can always trust us to deliver on time ... everytime!





Standard Drive Chains

A very large range of complete standard drives ensures we can meet early delivery expectations, to suit most installations. Standardisation provides cost effective interchangeability, and availability when you need it. The range of drive chains available covers BS 06B to 48B & ANSI 35 to 240, in simplex and multistrand forms.

All chains are manufactured to meet ISO standards.



Attachment Chains

Standard type attachments can be fitted to standard drive chains, usually in a 48hr-76hr turnaround. These can be fitted to duplex, triplex, as well as standard simplex chains. Attachments are made to meet ISO standards, to ensure interchangeability.

Sprockets

A range of standard sprockets and plate wheels are available in pilot bore. Manufactured from medium carbon steel for improved wear life, these sprockets are suitable for induction hardening. They are complimented by a range of other products/materials that can either be re-worked or manufactured specifically to meet your requirements.

Conveyor Chains

Whether you require standard hollow pin or double pitch chains for light applications, through to large conveyor for heavy load carrying and transfer, we have the range that will meet most industrial applications. These can also be supplied with standard type attachments, where suitable.

Specials

These are products that fall outside of the standard application scenario. From steriliser chains for the food industry, through to main lift chains on theme park rides, we can offer a complete turn-key service for your special applications needs, including design and manufacture.

Paper
Tissue
Packaging
Food
Mechanical Handling
Theme Park
Tobacco
Beverage
Automotive
Agricultural
Pharmaceutical
Nuclear
Aviation
Mining
Aggregates
Timber
plus many other applications

Applications from TotalCare

The Company knowledge of applications is second to none and has been gained over many years of individual hands on experience. Our existing customers cover a wide spectrum of industries and applications, particularly End User & OEM Sectors.

Included in our portfolio of 'Blue Chip' customers are well-known manufacturers of Tissue, Bagels, Pork Pies, Pasties, Chocolate, Tobacco as well as other applications such as Theme Park Rides, Materials Handling and various OEM machinery and our portfolio is fast increasing as our market presence grows.



TotalCare Services

TotalCare Engineering can offer an unrivalled **TotalCare Solution Package** and turn-key solution to all your engineering problems.

Our expertise in chain products, gears and machining services means **TotalCare Engineering** can offer our customers the best performing products with excellent on-site services to match.



Applications Advice
Design & Manufacturing Service
Technical Assistance
Specialist Products
Cost Effective Product Selection
Fitting and Commissioning Service
Condition Monitoring
Specialist Lubrication Advice & Service
Turn-key Project Management
De-Installation of Applications



TotalCare
e n g i n e e r i n g



Armstrong Hall • Brougham Avenue • Mansfield
Nottinghamshire • England • NG197LA

Telephone: 01623 638 865

or 24hr: 07950 341 008

Fax: 01623 638866

Website: www.totalcareeng.co.uk

Company Number: 6302456